

Dear First Grade Families,

Thank you so much for all of your support throughout the 2022-2023 school year. I've loved having your child in my class and hope First Grade was a wonderful experience for them. We learned so much while always having fun! Enjoy summer break and the extra time spent with loved ones!

Enclosed with this letter is a packet to help reinforce skills learned this year. Remember you also have access to RAZ Kids along with other websites that we have used throughout the year. Don't forget to read, read, and read! Have a great summer!

Love,

Your First Grade Teacher



Name _____

Sight Words
Let's Practice: Set I

Let's practice!

Circle the sight words **a**, **I**, **go**, **in**, and **me** in the following sentences. Then trace the words below.

1. I like to go to a park.
2. I play in a sandbox.
3. I like to dig in the sand.
4. My mom pushes me on the swing.
5. The park is a fun place for me to go!

a

I

go

in

me

Name _____

Sight Words
Let's Practice: Set 3

Let's practice!

Circle the sight words **it**, **and**, **big**, **can**, and **for** in the following sentences. Then trace the words below.

1. The zoo can be exciting for children to visit.
2. It is a great place to see all kinds of animals, big and small.
3. The big elephant can carry heavy loads on its back.
4. The tropical birds are fun for everyone.
5. It is great to visit the zoo!

it

and

big

can

for

Sight Words SMASH

Sight
Words

Cut out the sight words out below, spread on the floor or table, and when the word is called out, smash it with your hand or foot. Write the word in the space below.



Name _____

1.

6.

2.

7.

3.

8.

4.

9.

5.

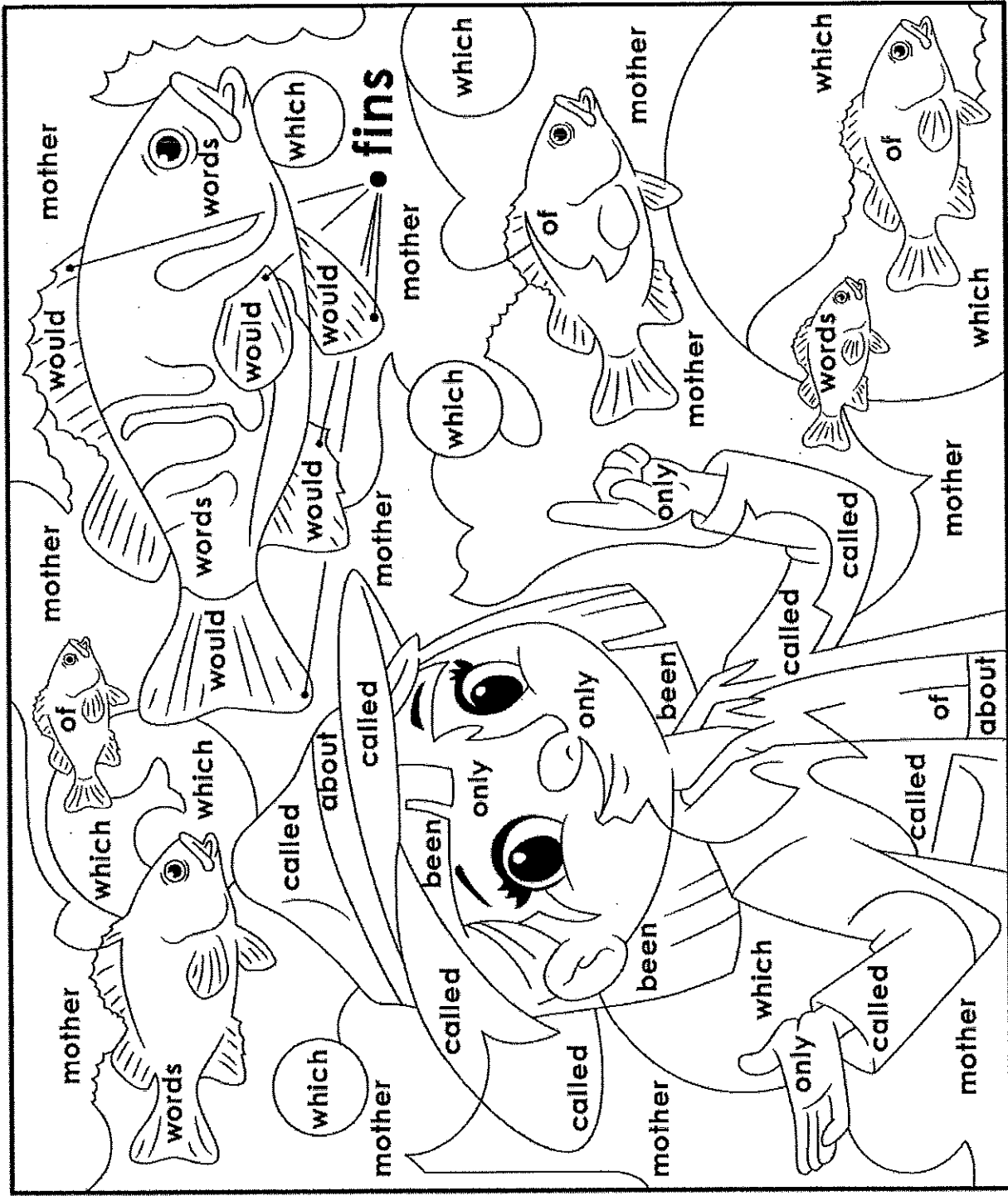
10.

like	your	live	come	people
go	look	here	said	was

Name _____

Paint-By-Words

1st Grade Sight Words: fish with Pavarti
Beginner Level



Color Key

- words: green
- been: black
- only: tan
- of: dark green
- would: purple
- about: dark brown
- called: brown
- mother: dark blue
- which: light blue

Name _____


Word Search

Compound Words: my summer vacation

Read a clue. Each sentence is missing a compound word. Look for words in the word box that you can put together to make a compound word. Use that compound word to complete the sentence. Circle the compound word in the puzzle.

Clues

1. I ate ____ at the movies.
2. I hit a home run at ____ practice.
3. I wrote a story in my ____.
4. I got a new book from the ____.
5. I saw a bluebird ____ my window.
6. I got a ____ at the pool.
7. I caught a ____ in a jar.
8. I threw a _____. Just kidding!



Word Box

ball	pop
snow	book
fly	base
book	side
note	burn
store	out
sun	fire
corn	ball

v	h	s	u	n	b	u	r	n	q
s	i	u	w	c	o	s	f	j	p
u	p	n	q	a	u	n	i	x	b
b	o	o	k	s	t	o	r	e	a
y	p	t	g	d	s	v	e	m	s
f	c	e	z	j	i	h	f	t	e
m	o	b	a	s	d	e	l	c	b
j	r	o	m	k	e	p	y	d	a
s	n	o	w	b	a	l	l	z	l
b	o	k	t	i	y	x	u	g	l

Answer key 1. popcorn 2. baseball 3. notebook 4. bookstore 5. outside 6. sunburn 7. firefly 8. snowball

ABC ORDER

using
1st letter

a b c d e f g h i j k l m n o p q r s t u v w x y z

Name _____



1.

6.

2.

7.

3.

8.

4.

9.

5.

10.

Cut out the words below and glue them in ABC order.

cat

apples

farm

red

tree

bat

map

dog

zoo


pig

Write, Read and Draw

cVC Word
-at
Family

DIRECTIONS: Use the letters in the LETTER BANK at the beginning of the -at family words. Write the new word, read the word, and draw it.

___at



LETTER BANK

c m b r h

1. ___at

2. ___at

3. ___at

4. ___at

5. ___at

Name _____



Rewrite the Sentence

Rewrite each sentence, adding capitalizing and punctuation where needed.

Capitalization
and punctuation
L.1.2.A & L.1.2.B

Name _____

1. what is your name


2. i like to play outside

3. how do i catch a bug

4. that is my black cat

5. where are we going today


6. the clouds look like it is going to rain



Name _____

Write and Draw
Physical Activities


Draw a picture of a game you like to play outside. Write a sentence about it.



Name: _____ Date: _____

Your Journal: The Story of You!

What are you thinking? What are you feeling?
What is happening in your life?



Retelling-Story Elements

THE 3 LITTLE





PIGS



By _____

© 2015 Silly Sam Productions


Title-Author



© 2015 Silly Sam Productions

Detail-

Middle



© 2015 Silly Sam Productions


Characters

WHO is in the story?



Detail-


End



© 2015 Silly Sam Productions


Setting

WHERE does the story happen?



© 2015 Silly Sam Productions


Problem



© 2015 Silly Sam Productions

Detail-

Beginning



© 2015 Silly Sam Productions

Solution

© 2015 Silly Sam Productions

Name: _____

Retelling By Story Elements

Title: _____

Author: _____

Draw the **ELEMENTS** of the story in order.

1. Characters:

2. Setting:

3. Conditions: Day/Night
Season/Weather

4. Plot/Events: First

5. Plot/Events: Next

6. Plot/Events: Then

7. Plot/Events: Finally


8. Problem:

9. Solution:

10. Kicker Ending/Message:


Name _____

Writing Prompts

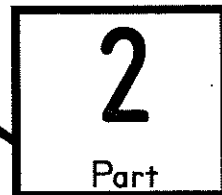
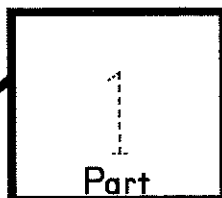
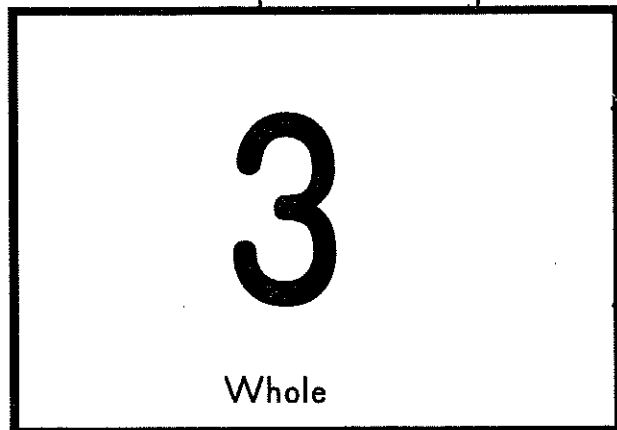


Two sets of horizontal lines for writing. Each set consists of a solid top line, a dashed middle line, and a solid bottom line.

Draw and write about your favorite book.
What do you like about that book?



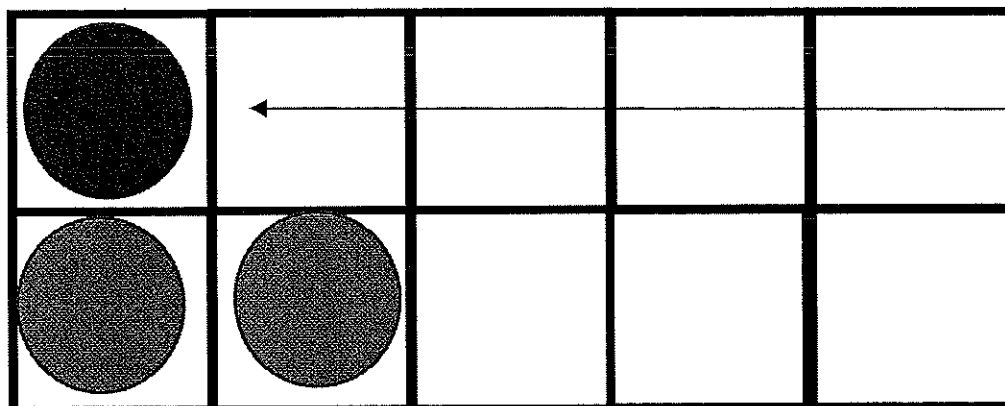
What part is missing?



EXAMPLE

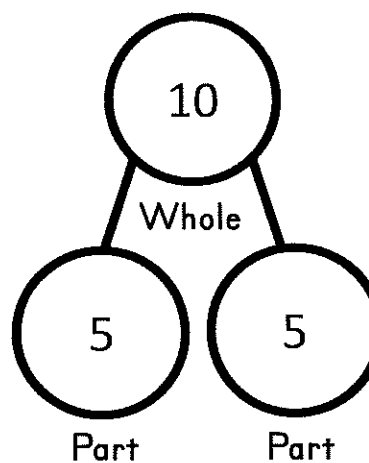

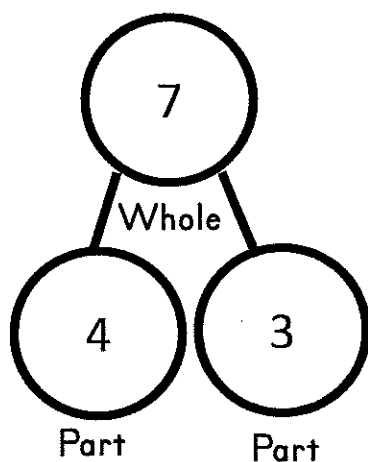

Hint
Show your work

Show Your Parts



Color 1 square red
Color 2 squares blue
This shows two parts equaling a whole number.

Domino Number Bonds



Make a math sentence using the dominos.

3 + 4 = 7

5 + 5 = 10

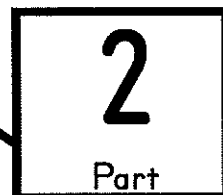
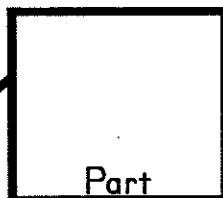
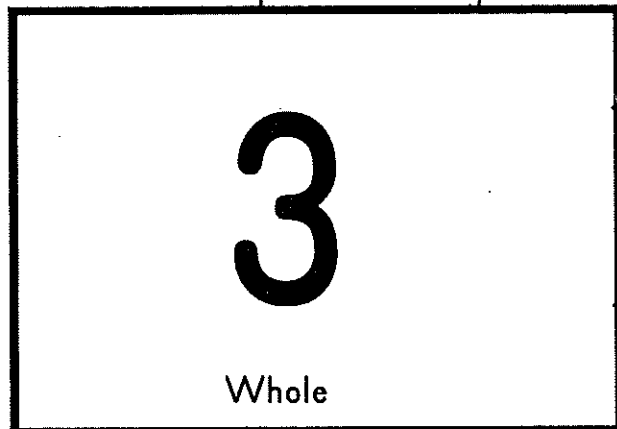
 - =

 - =

Hint

Show your
work

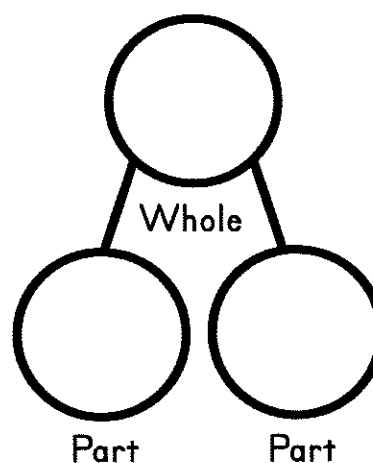

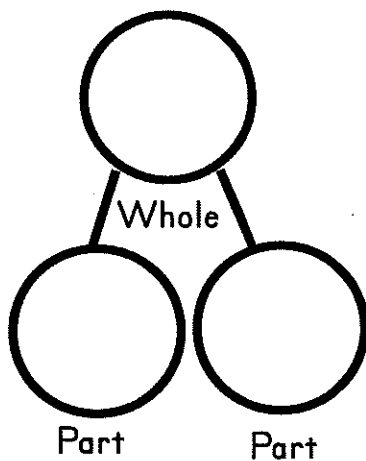

What part is missing?



Number Bonds

Show Your Parts

Domino Number Bonds



Make a math sentence using the dominos.

_____ + _____ = _____

_____ + _____ = _____

_____ - _____ = _____


_____ - _____ = _____

Name _____

Math

Number Families: Pizza Pete

Look at the three numbers on each pizza slice. Then fill in the numbers to complete the addition and subtraction facts under the slice.



5, 3, 2

$$2 + 3 = \underline{\quad}$$

$$3 + 2 = \underline{\quad}$$

$$5 - 2 = \underline{\quad}$$

$$5 - 3 = \underline{\quad}$$

10, 4, 6

$$4 + 6 = \underline{\quad}$$

$$6 + 4 = \underline{\quad}$$

$$10 - 4 = \underline{\quad}$$

$$10 - 6 = \underline{\quad}$$

Name _____

Math
Addition: Peanut Gallery

Cut out the squares at the bottom of the page. Choose pairs of two numbers that make 10. Glue those pairs into the squares for each problem.

<input type="text"/>	+	<input type="text"/>	=	10
<input type="text"/>	+	<input type="text"/>	=	10
<input type="text"/>	+	<input type="text"/>	=	10
<input type="text"/>	+	<input type="text"/>	=	10
<input type="text"/>	+	<input type="text"/>	=	10




5	4	5	7	2
8	3	6	1	9

Name _____

TEEN NUMBERS

Group Ten

Circle a group of ten. Count how many ones are left over.
Write the teen number on the place value chart.



NUMBER	
Tens	Ones

NUMBER	
Tens	Ones

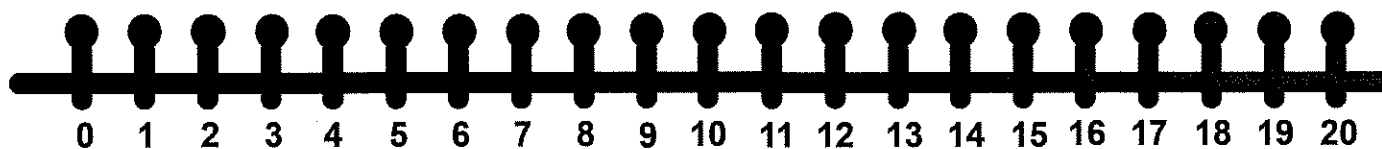
NUMBER	
Tens	Ones

NUMBER	
Tens	Ones

NUMBER	
Tens	Ones

NUMBER	
Tens	Ones

©Keeping My Kiddo Busy, LLC 2017-2020 keepingmykiddobusy.com All Rights Reserved



COMPARING Two Digit Numbers

Name _____ Compare the two numbers. Write in the correct symbol to make the statement correct.

52 ○ 35

16 ○ 61

24 ○ 64

93 ○ 39

75 ○ 80

59 ○ 45

33 ○ 23

67 ○ 87

42 ○ 43


88 ○ 78



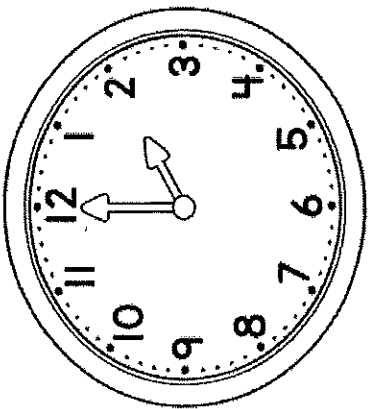
Name _____

Clock Coloring

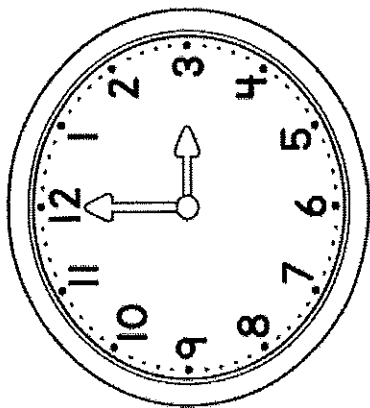
1:00 – 6:00



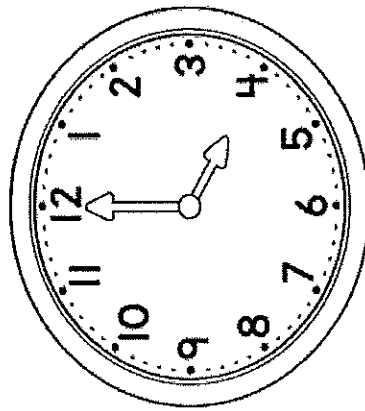
It is ___ o'clock.



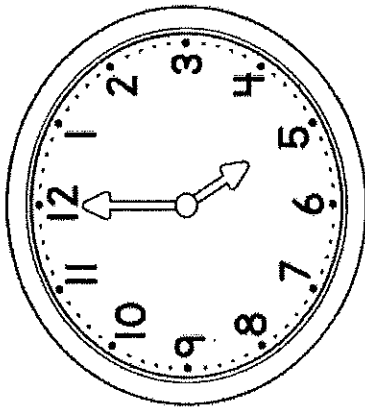
It is ___ o'clock.



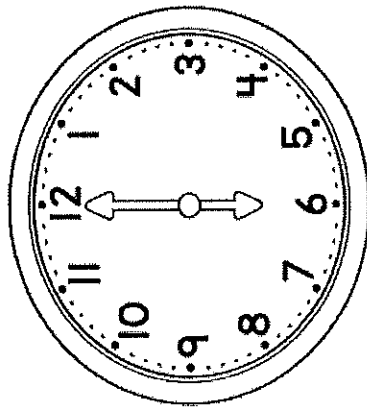
It is ___ o'clock.



It is ___ o'clock.



It is ___ o'clock.






It is ___ o'clock.


Bug Time


Telling Time to the Hour & Half Hour


Cut along the dotted lines and glue each one in the correct box.













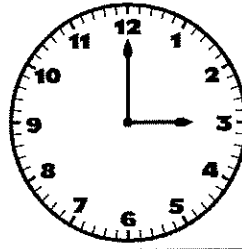





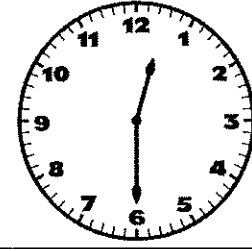




















11:00	2:30	6:30	7:30
4:00	1:00	5:30	3:00
10:30	8:00	12:30	9:30

Name: _____

Color:  blue  orange  red  yellow



Count the shapes. Color the graph.


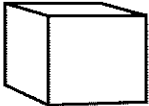



							
							
							
							


Name: _____

Date: _____

3D Shapes Sort

Cut and paste each real life objects under the correct 3D shape.

cone	cube	rectangular prism	sphere	cylinder
				

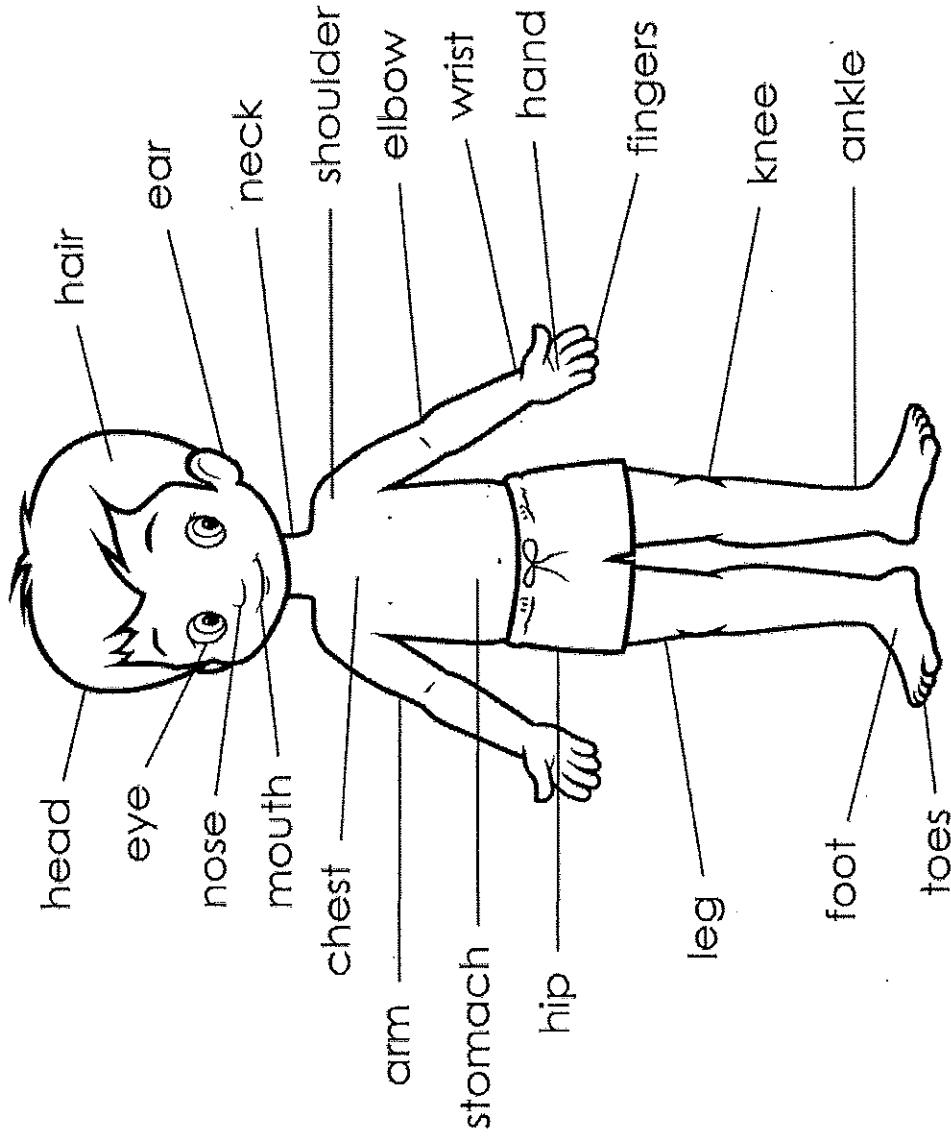


Name _____

Parts of the Body Coloring

My Body: boy #3

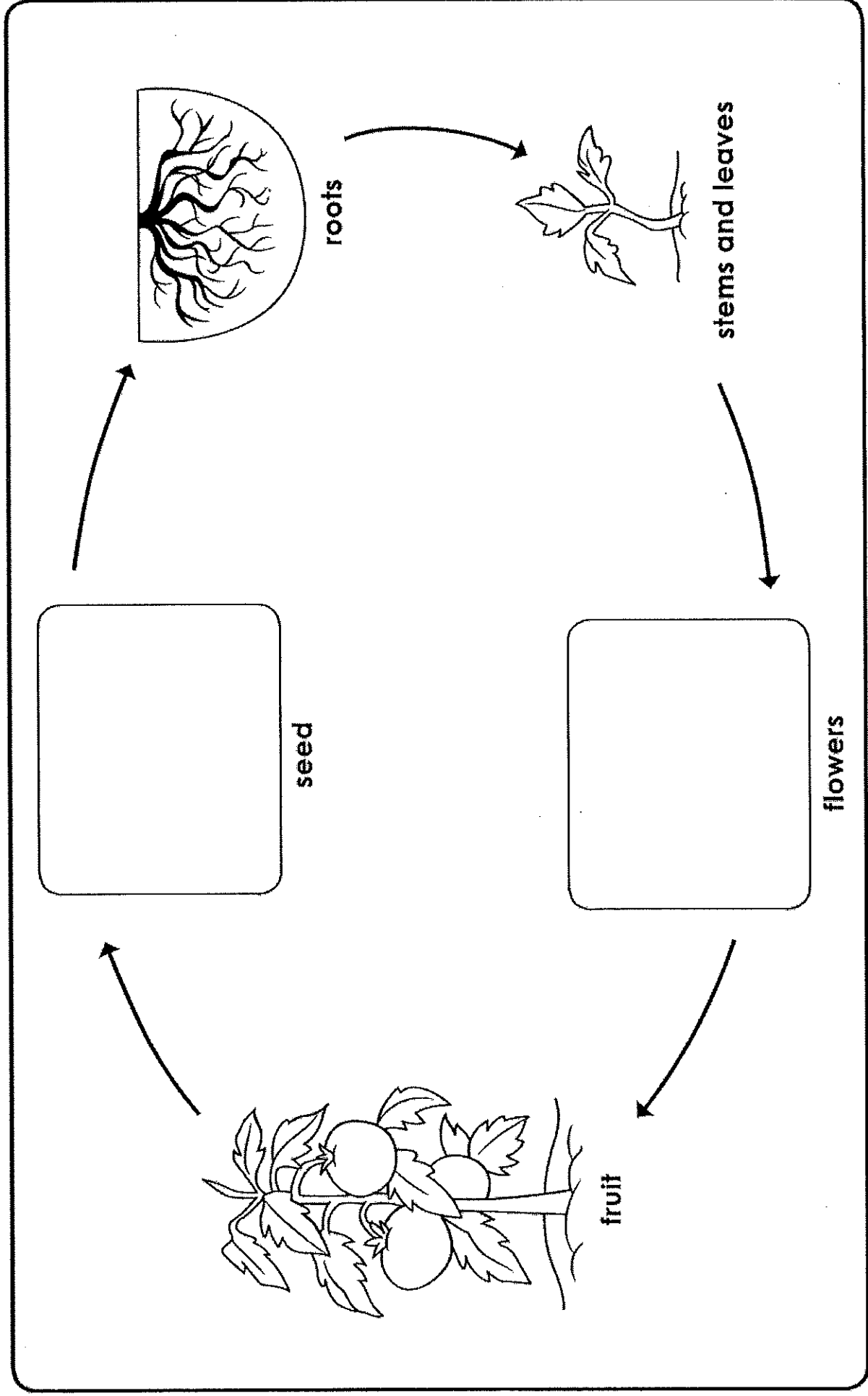
My Body



Name _____

Draw It
Plant Life Cycle: tomato

Draw the missing pictures in a tomato plant's life cycle.



Name _____

Coloring Pages
Plants: vegetable

